



**KRI Regattas Safety  
and Coaches**

WhatsApp group



Scan or upload this QR code using the  
WhatsApp camera to join this group

# **KRI North Island Rowing Championships**

## **24<sup>th</sup> – 26<sup>th</sup> January 2025**

***Regatta Information & Safety  
Briefing***

**Karāpiro  
Rowing**

**ROWING**   
NEW ZEALAND

# WELCOME

Key people for the week:

## **Race Committee**

- Chief Umpire – Kim Harrison
- Chief Starter – Tony Allen
- Chief Judge – Mary Birch
- Organizing Rep – Steve Brine
- Association Rep – Peter Fraser

## **Other**

- Chief Compliance – David Haydock, Peter Crane & Colin Birch
- Chief Safety Officer – Greg Liddy
- Regatta Control – Andrew Carr-Smith & Tricia Balle

# SAFETY OFFICER

## Roll Call

The names received as per the registration & attendance will be the designated Safety Officer for the event.

Please ensure the Safety Officer is present, on site and contactable for the entire regatta

- As the key representative and Safety Officer for the Regatta, it is YOUR responsibility to ensure that the information shared in this presentation is shared with ALL the relevant people within your club.
- There are many examples in the presentation of important information, Traffic, Parking, Rubbish , Rules of the Regatta, Regatta Control and Safety.

**ENSURE ALL THIS INFORMATION IS PASSED ON**

# Keep your waterways pest free



Check

**New evidence that the clam and/or its eggs can live up to two days in salt water!**

**ALL BOATS MUST BE WASHED BEFORE DEPARTURE**



Clean

Boat Wash Station: Outside the Green Shed; Main Boat Ramp and in Boat Park rows.



Dry

Bring own hose pipes for use in the Boat Park & containers to soak any absorbent material in.

- **Virkon Aquatic is acceptable** as an alternative to bleach. (Virkon S is not acceptable)



**Karāpiro  
Rowing**

ROWING  
NEW ZEALAND

# WASTE MANAGEMENT



## *Sort Yourself Waste Station*

KRI would like to encourage all clubs to sort your rubbish within the confines of your own tent, making delivery and processing faster.

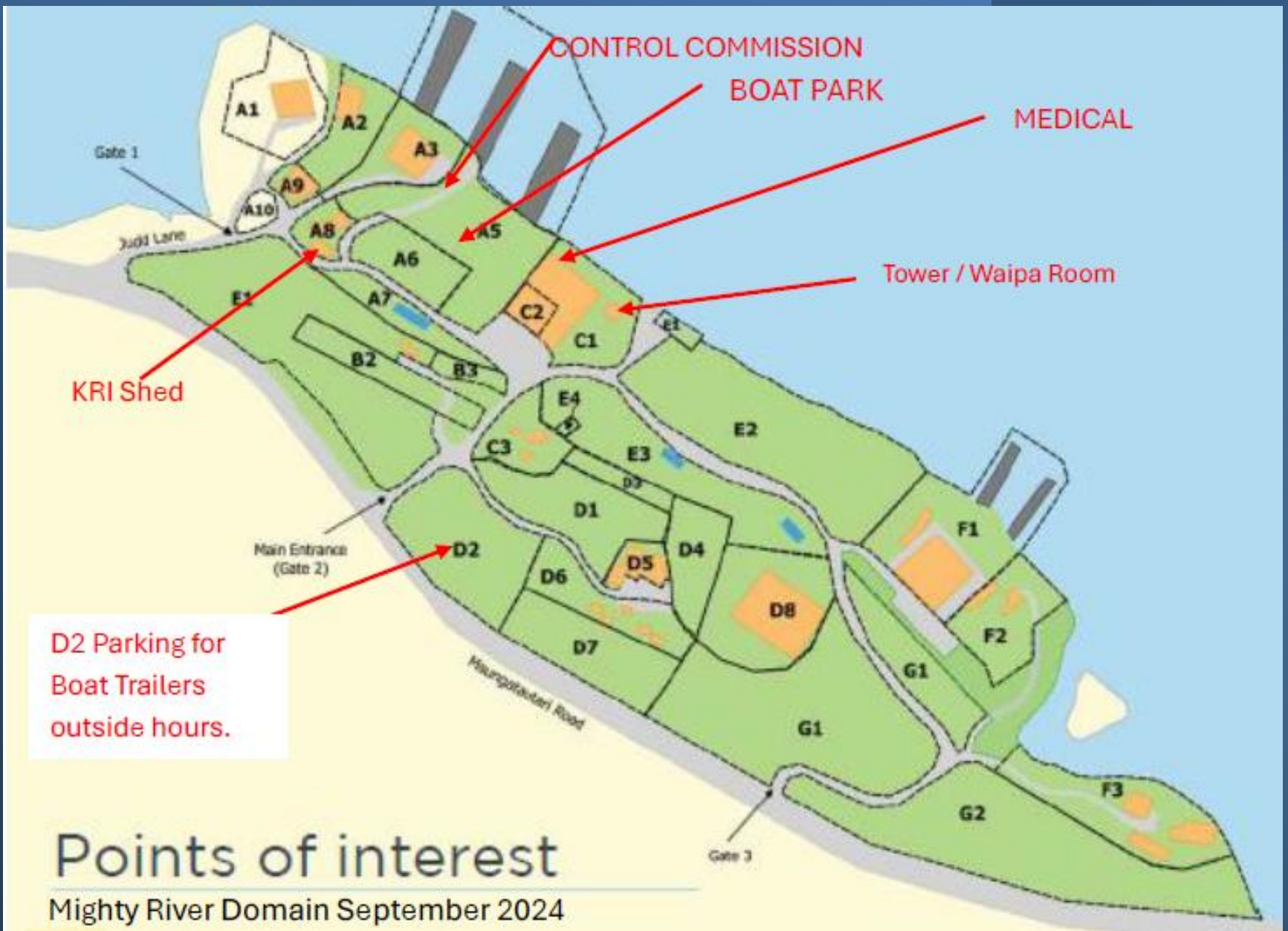
**Only transparent bags will be accepted**

**!! BLACK BAGS WILL NOT BE ACCEPTED !!**

**Arguments from parents will no longer be tolerated either**

Location: next to first block of toilets on the Spectator Embankment.

All clubs are requested to assist in picking up litter in your area at the end of the day – let's leave the site the way we found it.



# Points of interest

Mighty River Domain September 2024

# LOCATIONS

## COACHES' ROOM

- Don Rowlands Centre
- Coffee available from 10am – 3pm
- Please keep this area tidy

## ERGS

- Waikato Rowing Association have kindly provided a number of ERGs available for use. They are situated up the bank above the KRI shed in the Upper Campground, under a Waikato Rowing Association Gazebo.

# TRAFFIC

## A reminder for all travelling

- SH1 at Piarere Roundabout to Karāpiro, south of Cambridge, will be closed until 11:59pm Thursday 23 January
- Desert Road closed until February March 2025
- Tirau / Putaruru CLOSED evenings 20-23 JAN
- Karāpiro Dam Road closed until August.

### SUGGEST:

- FROM THE EAST , come via Putaruru / Arapuni / Te Awamutu.
- FROM THE SOUTH, come via Taumarunui / Te Kuiti / Te Awamutu.



**KARĀPIRO DAM ROAD CLOSED**



# PARKING

- **Mercury Land**
  - Mercury Land is the piece of land between the dam/Hydro road and Gate 1.
  - **Club Minivans and Coaches**
- **Gate 1/Judd Lane:**
  - **Competitor drop off (no parking), use the Turn Around Bay**
  - Boat trailers and support vehicles (displaying support vehicle pass)
- **Gate 2:**
  - Support vehicles (displaying support vehicle pass)
  - Buses (big ones)
  - Race Officials, Volunteers and VIPs
- **Gate 3:**
  - Public
  - Overflow
  - Mobility Parking

ONLY EFTPOS ACCEPTED

**ABSOLUTELY NO PARKING OR DROP OFFS ALONG MAUNGATAUTARI ROAD**

# BOAT PARK & TRAILERS

- The Boat Park is only accessible for Boats from 10:00 – 18:00 on Thursday 23 January
- There will be NO access of the Boat Park for Boat Trailers
- Trailer parking only from 10:00 on Thursday
- Trailers that arrive outside of these times must park via Gate 2 on the right in D2 (SEE MAP Slide 6)
- The designated trailer parking plan is on the KRI website under Regattas / NIRC / Trailers. Please ensure you know where you are going to PARK
- Please do not place boats on dumps on roads or walkways
- Boats on dumps between racks are only allowed while rigging or for race preparation, not storage
- Chocks required for trailers
- Please ensure there are NO overhangs of boats onto walkways or roads
- Ph: DAVID: 021 810182 OR email [boatpark@karapirorowing.com](mailto:boatpark@karapirorowing.com)



**During the regatta, the Boat Park is limited to competitors and coaches only.  
Should you need assistance, please approach any of the KRI volunteers in Compliance to assist.  
All volunteers will wear Photo ID**

# ATHLETE TENTS

- Where space allows, each trailer can erect a 3x3 tent immediately adjacent to the boat trailer.
- **PLEASE BE COGNISANT OF YOUR NEIGHBOURS AND DO NOT ENCROACH ON THEIR AREA, ESPECIALLY WITH ERGS.**
- Trailers allocated parking on the island of Judd Lane can erect a tent on the slope between the Upper and Lower Boat Park.
- Please do not erect any tents along the western side of Judd Lane, under the trees, as the branches are not secure.
- Please ensure all tents are securely tied down and guy ropes are not obstructing any walkways.

# SPECTATOR TENTS

- Cannot be erected until **Thursday 23 January after 12:00 (Midday)**
- If you have gas present in your tent, you **MUST** have a fire extinguisher readily available.
- Ensure all tent pegs are safely covered.
- Ensure no tent legs or guy ropes obstruct emergency access paths.
- Do NOT remove any bollards when accessing the area.
- Ensure all electrical equipment has been tagged and tested.
- Provide various bins for ease of sorting refuse at the Sorting Station.
- **Tent Supply drop-off:** Please collect a pass from the Office.

**Only accessible until 30 minutes prior to the start of racing**  
**Applies to Upper campground as well**

# VENUE

- **Photography:** The Start Pontoon and Boat park are restricted to accredited photographers (Pink Tabards) only
- **Cycling & Scooters:** No RIDING of cycles or scooters in the venue
- **Dogs:** Please no dogs on site. \$300 fine can be issued by Waipa District Council
- **Alcohol/Smoke/Drug Free:** This regatta is deemed to be Smoke, Vape, Alcohol and Drug free event

# LIVE STREAMING

- There will be Live streaming, for finals onwards
- Live Stream will be available on YOUTUBE
- There will be a TV outside the tower & in the spectator tent to view coverage
- There will be an RNZ/KRI drone present. No other drones allowed.



Live Streaming

Sunday 15th December 2024



Christmas Regatta 2024 - Sunday 15th December Finals

13K views • Streamed 1 month ago



Live stream of the A-finals for the Christmas Regatta on Sunday 15th December 2024



95 chapters Event 3 Mens Premier 1X | Event 4 Womens Premier 1X | E

Karapiro  
Rowing

ROWING  
NEW ZEALAND

# REGATTA CONTROL

- First two days are quite full (08:00-17:30)
  - Be on time for your races and hope for good weather!
- Heats intervals: 4 mins (Nov 5 mins with 6 mins for octs/eights)
- A Finals: 10 min intervals. Petite finals: 5 mins (6 mins for Nov octs/eights)
- Progressions are partially or fully time based – make sure your crews understand the progression for each event!
  
- Friday: Heats
- Saturday: Rest of heats to about 1pm then Finals start after a gap
- Sunday: Rest of Finals

# REGATTA CONTROL

- Read the Conditions – posted on the rowIT "profile" tab for each regatta
- In events with 8 or fewer entries, a preliminary heat will be held
  - Prelims are optional. If your crew does not intend to race in the prelim, you must let Regatta Control know at least 60 mins before the start of the race.
  - If Regatta Control is not notified and the crew does not turn up, the crew will be deemed a DNS (and will get a penalty fine). They will still be allocated a lane in the final
    - Ask for an opt-out form at the office – don't just fill in a scratch form!
  - Prelims are races for lane allocation; unplaced crews and those who opt out will be placed randomly in the remaining lanes
  - If heats are running late, prelims may be cut. If finals are running late, straight finals may be cut. But we won't cut both!
- If you have more than one boat in an event, make sure they carry the right bow number. **Check who is entered in each crew...don't guess!**



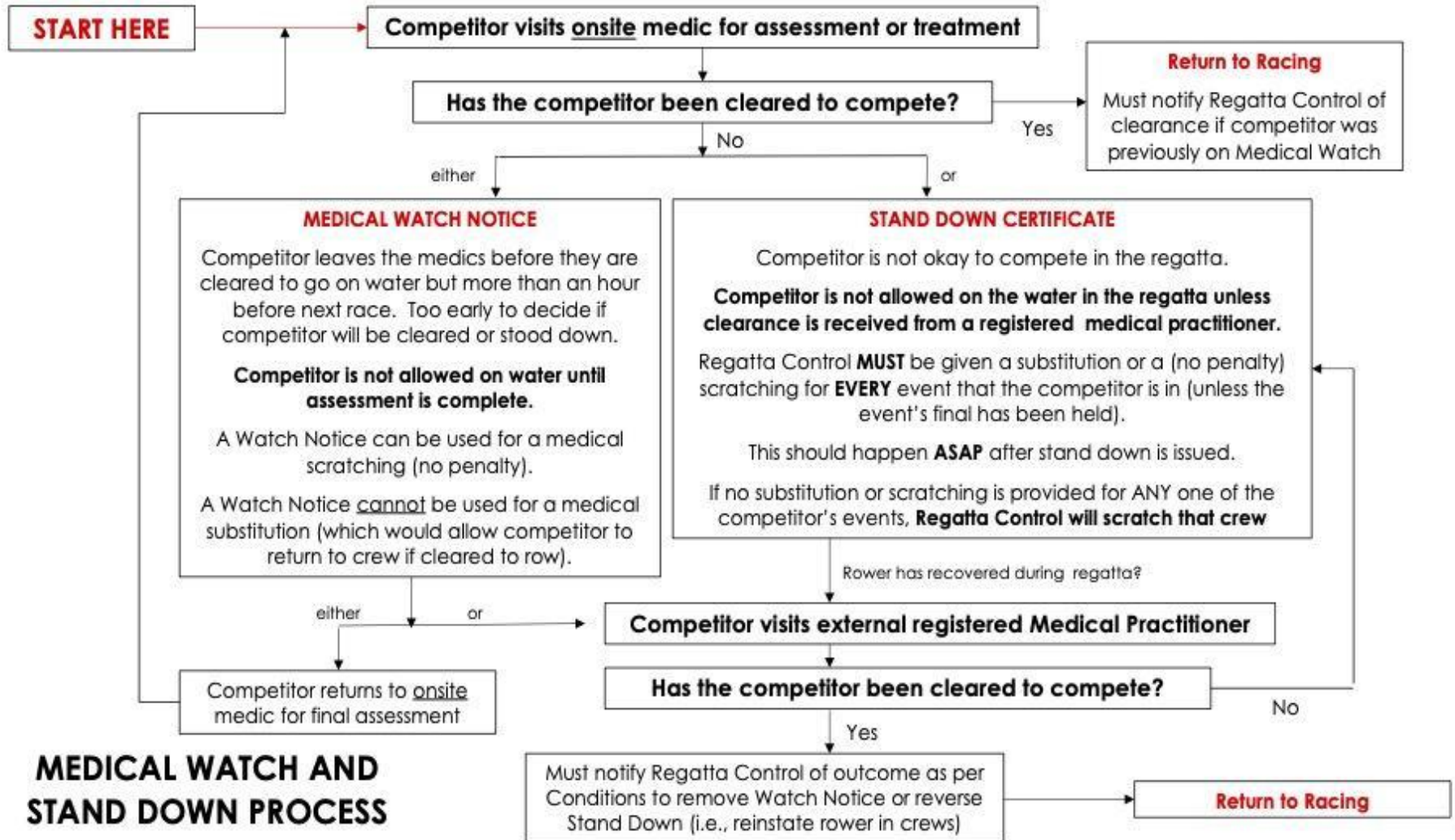
# REGATTA CONTROL

- Substitutions and Scratchings
  - Make subs / scratches no less than 60 minutes before published race start time
    - **Medical sub can be made within 60 mins of race with medical certificate from onsite medic or a qualified medical professional**
  - Compliance will be checking crew names – don't risk being excluded!
  - Alterations can be made on rowIT or at the tower
  - Max of 50% of rowers (plus cox) can be subbed in any boat (includes medical subs). 50% is relative to the crew as entered.
- **Make those scratchings!** Let Regatta Control know, even if it's less than 60 mins before race - otherwise we will be searching for you.
- **If you are scratching out of a final PLEASE let us know in plenty of time so we can find somebody else to fill your spot!**

# REGATTA CONTROL

- **Potential outcomes of medical assessment by on-site medics:**
  - a. Cleared to continue competing; or
  - b. Medical Watch: Not allowed to race until assessment is completed (can be released by onsite medic)
    - **If a watch has not been released prior to race, then crew will be medically scratched and not allowed on the water**
  - c. Medical Stand Down: Not allowed to race (need clearance from registered medical practitioner to remove Stand Down)
    - **Must sub competitor out of all crews (or scratch)!**

# REGATTA CONTROL



## MEDICAL WATCH AND STAND DOWN PROCESS

# CONTROL COMMISSION

- There will be **NO** calling of races. Assume the Regatta is on time and be at the Start in good time for your race.
- **Boat compliance: 100% check!**
  - Hatch covers (to be in place as per rules, NO duct tape), heel restraints, quick release, bow balls, compartments empty.

Please check your own boats in the presence of our Compliance Licensed Officials.

Boats may be checked at any time by the Officials.

- **Name checking** of crews will be carried out
- **Coxswain armbands** will also be checked
  
- **RULE 66 Coaching during Racing and Technological devices:**

It is prohibited for any person (other than the crew's coxswain) to give instructions, advice or directions to crew members that are racing, verbally or with any electric, electronic or other technical device, either directly or indirectly.

A crew receiving coaching while racing, in any form, with or without the use of a technological device, may be Excluded from the event.

# CONTROL COMMISSION

- **Launching Pontoon Area:** Keep this area clear of all belongings (e.g. shoes, oar carriers, loose blades). NO running on the pontoons and only one or two helpers for each boat to avoid overcrowding.
- **Boat Weighing:** There will be boat weighing at this regatta in the KRI Shed. Please test-weigh boats prior to the start of the regatta. **Test weighing will be open from 8am on Thursday 23 January.**
- **Hot Seating** – at Pontoons – you must notify the Compliance Chief at the gazebo by the on-water pontoons of any hot swaps.
- **Uniform:** Race in your Club colours (including in composite crews).

# COX WEIGH-IN

- **Cox Weighing:** Will be located in the KRI (Green/Grey) shed (See MAP Slide 7)
- Coxswains are required to weigh-in not less than one hour and not more than two hours **before their first race of the regatta.**
  - Armbands will be issued for the entire regatta. Please remind coxswains to **not remove their arm band until the end of the regatta**, or else they will need to be reweighed
  - A Yellow Card will be issued if late to weigh in; a no show will result in exclusion.
  - Ensure lifejackets are appropriate and of a good standard.
- Racing uniform is defined as a **singlet and shorts combination** or an equivalent **one-piece garment** (row suit).

**LONG PANTS/TRACK PANTS WILL NOT BE ACCEPTED**

# COX WEIGH-IN

- While the cox may choose to go out on the water in warmer gear (e.g. undergarments or jacket) these items do not form part of the weighing process.
  - Therefore, a hat, socks or shoes or any other items must **NOT** be worn during the process.
- If the regatta is running behind time, the weigh-in time remains as per the programme.
- If sharing weights, please ensure you re-tie them correctly.
- Ensure coxswains take weights with them AT ALL TIMES.
- **Dead Weight:** To be placed in the boat as close as possible to the coxswain. It must not be connected in any way to a crew member, nor should it be of such a composition that it might impede their exit from the boat.



In a bow-coxed boat, it must not be placed in front of the coxswain.

# FLOW PATTERN

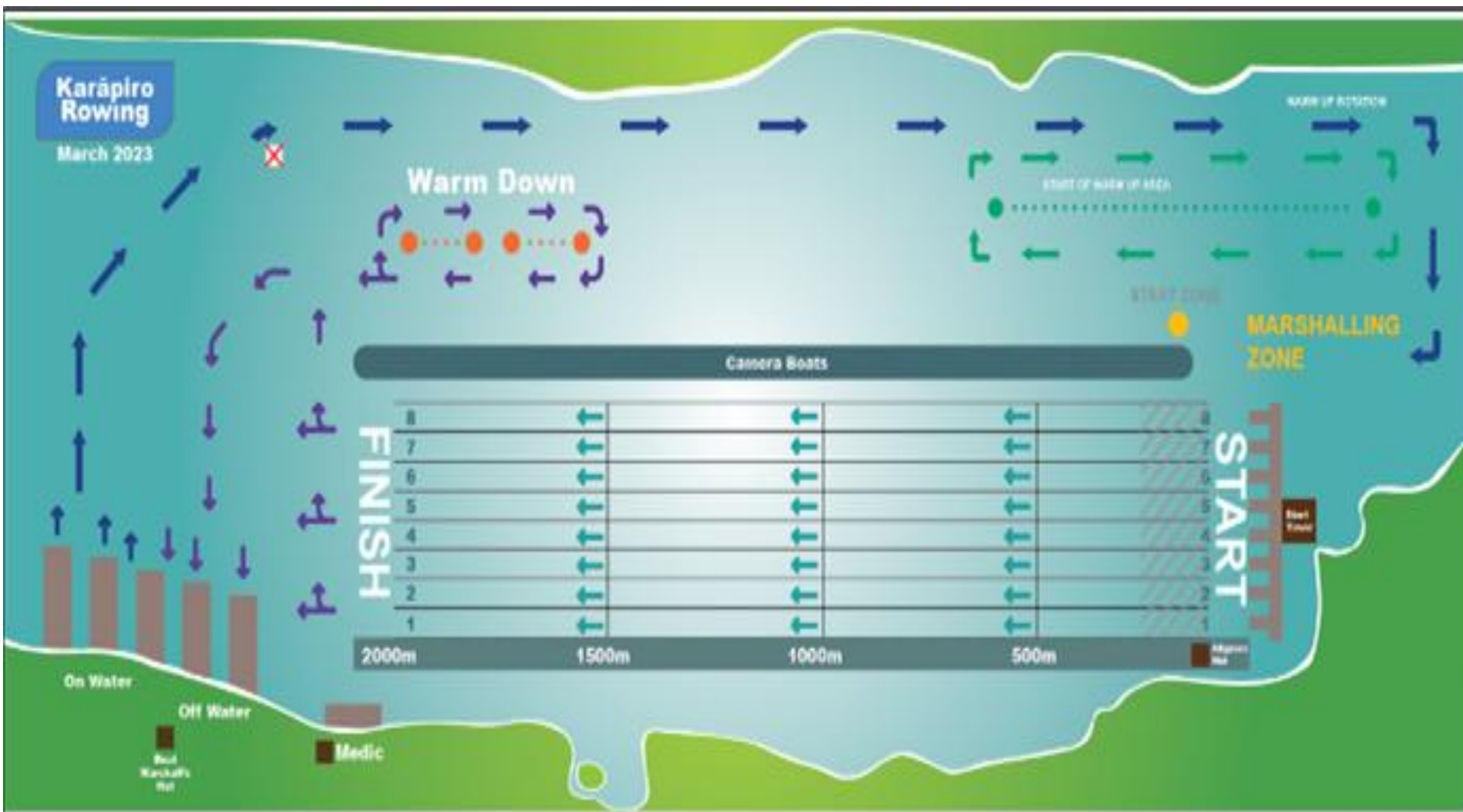


- **Pontoons:** Ensure correct pontoon is used to enter or exit the water. The centre pontoon will be a swing pontoon as advised by the Compliance Team
- **Flow Rotation:** Follow arrows as depicted on next slide
  - White buoy with a **RED** cross must be rounded. This is a NEW Buoy
  - The last **GREEN** buoy must be rounded to enter the Marshalling area
- **Warm Down Area:** Will be available
- **No Entry Zone:** Between Pontoons and Dam
- **Southern Limit: 100m behind the Start is a buoy Line (weed wires) that **MUST NOT BE CROSSED****
- **Emergency Pontoon:** Outside Medical Rooms. For emergencies only



# FLOW PATTERN

## LAKE CLOSED TO THE PUBLIC



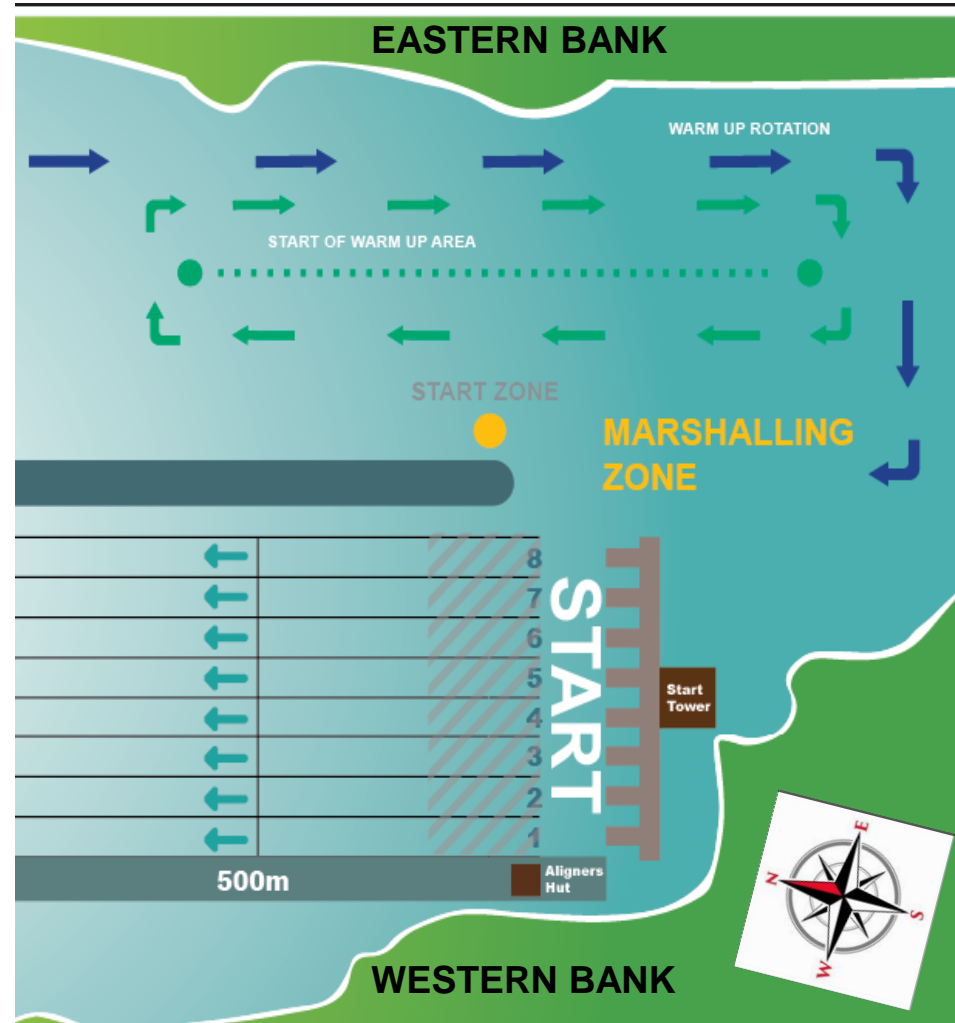
# THE START

## WARM UP AREA GREEN BUOY LINE:


May be crossed West to East anywhere.

Never crossed East to West, Southern Buoy MUST be rounded.

- **Holding Area** (orange buoy): Arrive here 5 mins before start time in lane order 1 to 8. Lane 1 goes in first
- **Marshalling Zone:** The area from the Start Tower to the Weed wire, there are to be **NO** practise starts / pieces in this area
- **No Entry Zone:** Do not go past the bouy line 100m to the south of the Start
- **In the held start (the blocks):** Stern first into blocks and start backing close to pontoons
- **Entering the Start:** Please spend some time explaining to your rowers how to enter the start. It is expected that your athletes know how to enter the start blocks during the regatta
- **Please note: the Start area is a QUIET ZONE**
- **Procedure:** Quick Starts and Roll Call will be made as required. Crews are to be visible 5 mins before their race in the marshalling area behind the Start and held 2 mins before the start of their race. If not held at 2 mins, a Yellow card may be issued
- **Boat Holders:** Will be present
- A video on the KRI website under "Coaching Resources" explains more about the Start process



# FINISH LINE



- The FINISH line is TWO lines of RED buoys, positioned a meter apart ( $\frac{1}{2}$  m each on either side of the finish line).
- The actual Finish is not demarcated or visible to crews, so please ensure crews continue rowing past the second line of buoys.

# CEREMONIAL

- The Umpire will announce the winning crews at the end of the race.
- Crews who qualify for a medal must row directly to the **Boat Park** pontoons, return their boat to the Boat Park and walk over to the Ceremonial area immediately.
- The presentation will take place as soon as possible after the race.
- KRI will endeavour to provide a chaperone to meet the eligible crew/s at the pontoons to escort them to the medal dais. Crews that are dawdling will not be waited for.

# SAFETY OFFICER UPDATE

- **Weather:**

- **FRIDAY:**

- Winds 15-30kmh W, Gusts to 40kmh late afternoon; UV 11 (HIGH) ; Cloud Cover 30-50%; WARM 22-26deg

- **SATURDAY:**

- Winds 15-30kmh N-NW; Gusts to 35kph; Cloud Cover 10-20%; WARM 22-30deg

- **SUNDAY:**

- Winds 15-40kmh W Gusts to 50kmh afternoon; WARM 24-27deg

- **Medical:**

- The Medical Team will be in the First Aid room (**see Flow Rotation Map**)

- **Medical Oversight from Safety:**

- Oversight extends from On water to Off water.

- If a crew miss a race, Safety will not contact Coach / Safety officer

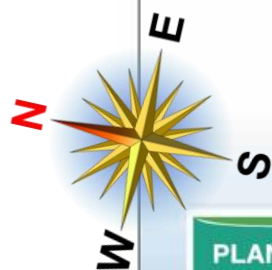
- **If there is a Medical Event on the water, Safety will do its utmost to contact Coach / Safety Officer and advise.**

**ANY QUESTIONS / QUERIES PLEASE RING SAFETY OFFICER**

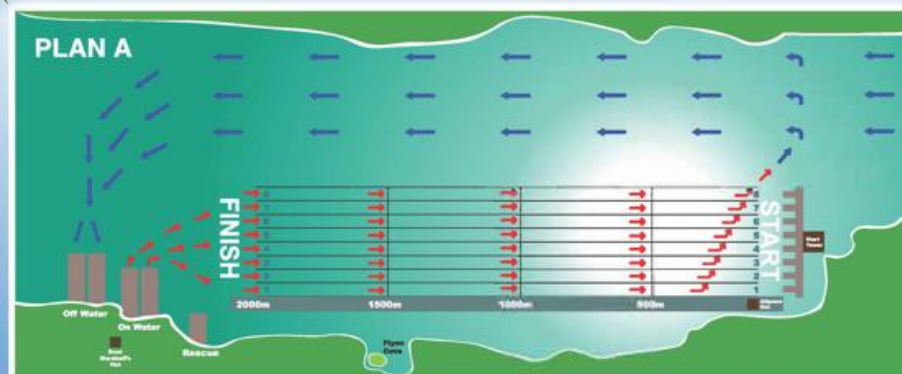
# TRAINING

- **Thursday Training:** Training will be from 10:00 – 17:00. Please advise the Safety Officer if you wish to take advantage. Volunteers will be required to man Safety Boats.
- **Morning Training:** The Lake is open to the Public until 05:00; crews can train until this time complying with the NZ Rowing Code Water Safety Rules. Sunrise 06:20
- **End of Day Training:** The Lake is open to the public from 18:00; crews can train after this time complying with the NZ Rowing Code Water Safety Rules. Sunset: 20:35
- **Lake OPEN to Public:** When the Lake is open to the Public, the Flow rotation reverses; see next slide.
- **Training During Regatta:** Training is allowed in the Warmup lane at the start. A bow training number will be required to be on the Lake. No Practice starts or pieces. Contact the Chief Control Commission.
- If crews wish to go for a row or transit outside the confines of the course, the Chief Safety officer **MUST** be contacted.

# FLOW PATTERN LAKE OPEN TO THE PUBLIC



## NO LAKE CLOSURE WITH OR WITHOUT BUOYED LANES IN POSITION



- IT IS UNLAWFUL TO UTILISE THE LANES IN A DOWNSTREAM DIRECTION AT ANY TIME (E.G. HEADING FROM THE START LINE TOWARDS THE FINISH LINE)
- IMAGINE THERE IS AN IMAGINARY LINE DOWN THE CENTRE OF THE LAKE. ALL VESSELS MUST KEEP TO THE STARBOARD (RIGHT) SIDE OF THE LAKE.
- USE PLAN A WHEN TRAINING OUTSIDE A LAKE CLOSURE.

# SAFETY OFFICER UPDATE

- **Finish**

Please remind crews **NOT** to lie down in the boat post finish. We are very vigilant of crew member welfare post-race.

- **Assistance in the event of a capsized**

Our Safety Team will first ensure the welfare of a capsized crew and will then clear the course.

- **Evacuation point**

If an incident occurs requiring an evacuation of the complex, it will be announced over the PA system both in the Boat Park and on the Bank. ALL attendees are to evacuate up the hill toward the camping ground or car park areas.



# PERSONAL/SAFETY

- **Temperature:** Hot, be appropriately dressed
- **Athlete Welfare:** Hydration/food
- **Medical Conditions:** Please ensure competitor medical conditions are updated accurately in RowIT.
- **EPI-PENS:** If required, please ensure they are carried by Athletes.
- **Unsportsmanlike Behaviour:** Please refrain from using bad language on the water and ensure that ALL officials and volunteers are treated with respect.

# PARA ROWERS

- If you are entering a Para rower to row in non-Para events, please contact [regattacontrol@karapirorowing.com](mailto:regattacontrol@karapirorowing.com) to ensure that the Safety Officer is informed prior to the regatta

# REMINDERS

- Compliant bow balls / Heel Restraints / Hatch Covers
- Flow Rotation
- Limited Race Calling , ensure you are on time and allow sufficient time
- ALL your rubbish must be collected and taken with you or recycled
- ALL boats and equipment must be washed down
- There were many examples in the presentation of important information, Traffic, Parking, Rubbish , Rules of the Regatta, Regatta Control and Safety

**ENSURE ALL THIS INFORMATION IS PASSED ON**

# QUESTIONS

## Contact Details:

### Operations: Carol

Email: [operations@karapirorowing.com](mailto:operations@karapirorowing.com)

Phone: 027 5066544

### Chief Safety Officer: Greg


Email: [safety@karapirorowing.com](mailto:safety@karapirorowing.com)

Phone: 027 336 0873

### Boat Park Manager: David

Email: [boatpark@karapirorowing.com](mailto:boatpark@karapirorowing.com)

Phone: 021 810 182



A green rectangular graphic containing a white rounded rectangle. At the top of the white rectangle is a circular profile picture of a boat on water. Below the profile picture, the text reads "KRI Regattas Safety and Coaches" in bold black font, followed by "WhatsApp group" in a smaller, lighter grey font. In the center of the white rectangle is a large QR code with a WhatsApp logo in the middle. At the bottom of the white rectangle, the text reads "Scan or upload this QR code using the WhatsApp camera to join this group".

This presentation will be on the KRI website after the meeting.